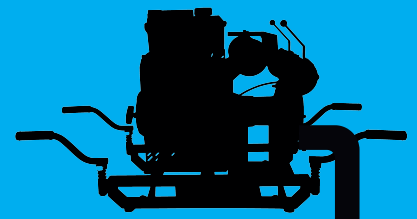


P1 DIESEL PORTABLE MOTOPUMP (LOMBARDINI 23 HP)



- ✔ Kube Pumps do not need any Primer System the suction hose restarts self-suction again in couple of seconds even if it comes out of the water several times.
- ✔ All the pump parts are manufacturing in our factory, therefore there is no spare parts supplying problem.
- ✔ Multipurpose pump. In addition to firefighting, Kube Pumps can operate smoothly in dirty water, flood water, oily water, sewage and seawater.
- ✔ The pump body made by two separated parts. In case of any failure you can easily unscrew the body and it can easily maintenance.
- ✔ Kube Pumps have two different unique protection systems to prevent damage to the pump and the engine in case of any hard metal and similar substances get in the suction hose during the operation.
- ✔ Suction at geographical 10 meters depth. Although the phrase is suction, due to the nature of our patented system pushing the water up with the help of a propeller, that means there is no loss flow rate up to 10 meters.
- ✔ Dry working capability. Working dry does not affect the operation. It won't give any damage to pump or motor.
- ✔ The pumps have corrosion-resistant series of material and long-lasting operation performance with anodized coating produced by advanced aluminum technology.
- ✔ Kube Pumps have CE and EN 14466 Portable Pumps certificate.


P1 DIESEL	ENGINE	TYPE	4 CYCLE
		NUMBER OF CYLINDER	2 CYLINDER
		COOLING SYSTEM	AIR COOLED
		BORE X STROKE	90,00 X 75,00 (mm)
		PISTON DISPLACEMENT	954 cc
		OUTPUT	17 kW - 23,1 HP
		FUEL TYPE	Diesel
		FUEL TANK CAPACITY	7 LT
		FUEL CONSUMPTION	3 LT/HR (%50 STROKE)
		FUEL SYSTEM	DIRECT FUEL INJECTION
	OIL TANK CAPACITY	3 LT	
	SUCTION	STARTING	ELECTRIC
		SUCTION SYSTEM	MECHANIC SPECIAL PATENTED SUCTION SYSTEM
	PUMP	PUMP TYPE	SINGLE END SUCTION CENTRIFUGAL PUMP
SUCTION TYPE AND DIA		STORZ TYPE 4" (100 mm)	
DISCHARGE TYPE AND DIA		STORZ TYPE 2-1/2" (65 mm)	
DISCHARGE NUMBER		TWIN	
DISCHARGE VALVE		BALL VALVE	
WEIGHT		DRY WEIGHT	125 KG
	WET WEIGHT	140 KG	
DIMENSION (mm)	OVERALL LENGTHxWIDTHxHEIGHT	600 X 850 X 750	

10 meters

10 meters



P1 DIESEL PORTABLE MOTOPUMP COMBARDINI 23 HP



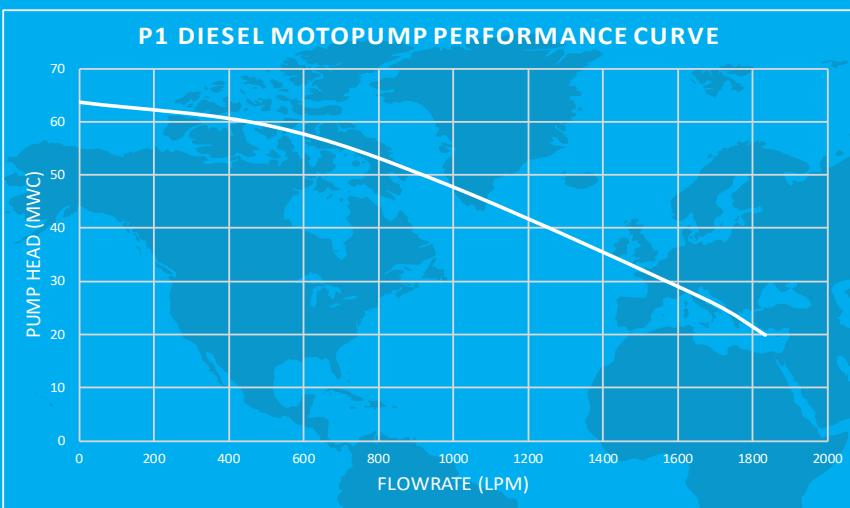
Kube Pump has unique protection system to prevent damage to the pump and the engine



No vacuum, no need Priming. Pushing the water up with the propeller.



Working dry won't give any damage to pump or engine.



Step into
Kube Pump
Uniqueness

KUBE PUMP

www.kubepump.com